

Dilatation du col de l'utérus

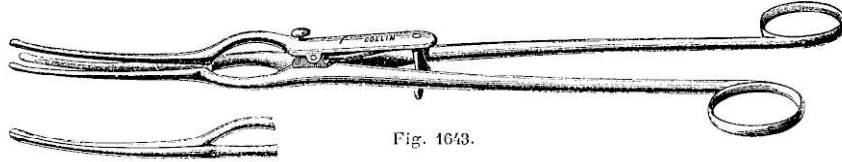


Fig. 1643.

42. Dilatateur de Buch et Huguier (*mod. Collin*) (fig. 1643)




Fig. 1644.

43. Dilatateur de Siredey (*mod. Collin*) (fig. 1644)

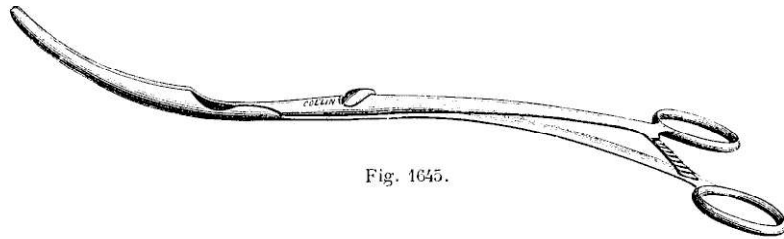


Fig. 1645.

44. Dilatateur de Doléris (fig. 1645)




Fig. 1646.

45. Dilatateur flexible de Collin (fig. 1646)




Fig. 1647.

46. Dilatateur de Sims, pour dilatation immédiate (*mod. Collin*) (fig. 1647)

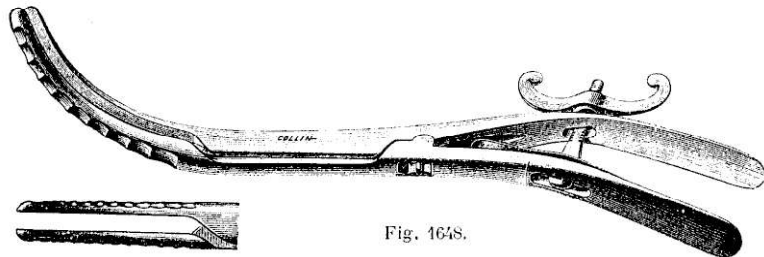


Fig. 1648.

47. Dilatateur de Pichevin (*mod. Collin*) (fig. 1648)